

# Complimentary Cochrane Library subscriptions

Certain contributors are eligible for a complimentary subscription to the Cochrane Library. Details of eligibility for authors and group staff are available in the [Editorial and Publishing Policy Resource](#).


To use your complimentary subscription, you need to access the Cochrane Library in one of two ways:

- For all users - from the [Home page of your Cochrane Account](#).

## Cochrane resources



Evidence  
Essentials



Training



Handbook



Forums



Crowd



TaskExchange



Interactive  
Learning

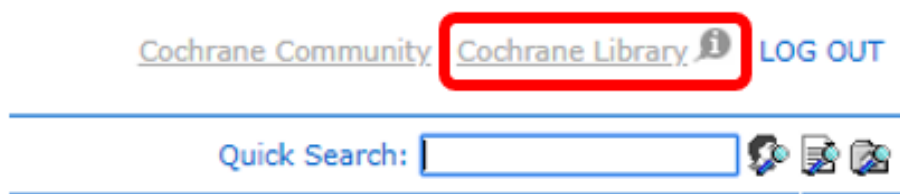


Consumer  
Network



You are entitled to [Complimentary Access to the Cochrane Library](#)

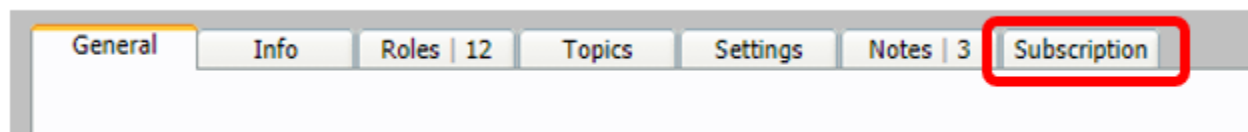
- For users with access to Archie - from within Archie, via the link in the top right-hand corner.



If you go to the Cochrane Library directly without using one of the above routes, you can still log in to your Wiley profile and view saved searches, but you will not have full-text complimentary access (unless you have this through other means, such as being at an institution that provides this automatically).

## Check an individual subscription

A Subscription tab will show on the person properties in Archie for people eligible for a subscription.



## Activate an individual subscription

1. Log in to Archie - if you do not have access to Archie, please contact [support@cochrane.org](mailto:support@cochrane.org).
2. Click on your name in the top right-hand corner of the screen.
3. When your person Properties window opens, go to the Subscription tab.
4. Click the subscription listed as Suspended, and click Edit. The editing window opens.
5. Choose 'Online' from the Type pull-down list.
6. Click Apply.

## Donate an individual subscription

1. Log in to Archie - if you do not have access to Archie, please contact [support@cochrane.org](mailto:support@cochrane.org).
2. Click on your name in the top right-hand corner of the screen.
3. When your person Properties window opens, go to the Subscription tab.
4. Click the subscription listed as Suspended, and click Edit. The editing window opens.
5. Tick the box next to 'Donate'.
6. Select a named individual to whom you wish to donate the subscription.
7. Click Apply.

